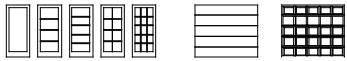
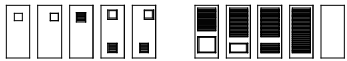
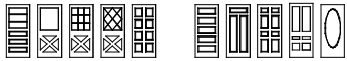
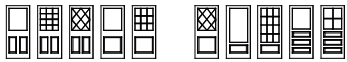




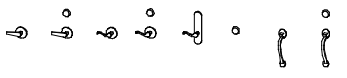
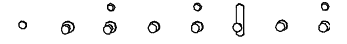
Door Type Styles



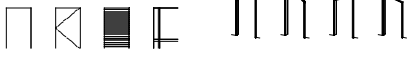
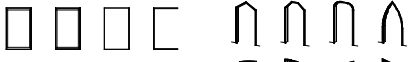
Door Swings



Door Panel Styles



24 Door Handle Styles



Customizable infills

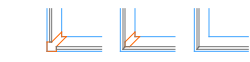
Arch shapes



Window Styles



Skylights



Curtainwall System



Operable doors and windows set the stage for capturing the feeling of reality. Clients will have a better understanding of the design when you show them 3D doors and windows operate just like their real counterparts.

Features:

- Eight new doors have many options including sidelights and transoms, arch shapes, single and double doors in one object, overhead doors with arches, multiple panel sliding doors, bifold, pocket, a surface sliding door for elevators and barns, and a folding door with a pocket option.
- Window types include stationary, awning, hopper, casement, double/triplehung, and glider.
- Window combinations include bay, bow, stack and picture.
- Opening shapes include two styles of full arches, partial arch, half arch, Gothic arch, gable, chamfer, fillet, triangle, trapezoid, polygon and full circle.
- Fully operable windows can be ganged limitlessly and can wrap around curved walls.
- Corner windows at any angle, either butt-glazed or mitered frame.
- Trim profiles from the Trim Mouldings library.
- Window 2D symbols can be turned off.
- 24 door handle styles
- Curtain wall system to work as window, door or as stand-alone object.
- Skylights: rectangular, dome, and pyramid.
- Integrated symbol marker with user-definable shape.
- Interior color different for door panels and window sashes.
- Door handles individually defined inside and out.
- Infills and panels include flat glass, raised panels, louvers, picture mapped (i.e. stained glass) and user created with a kit-of-parts.

CALL TOLL FREE

888.324.2003

Dimensions

Design Group Inc.